




broadloom



tile

HAND DRAWN

Design is imperfect





FINE POINT TILE



LINEWEIGHT TILE



STIPPLE TILE

TRUST THE PROCESS

Setting electronic devices aside, we turned our attention to ink and paper and sketched. Following our instincts, we began a simple study of hand-drawn lines. We explored width, irregularity and imperfection. We experimented with line weight, abstract and analog proportion, and tactile movement. Through our own hands, we found beauty in the inconsistencies. And revealed something of ourselves. *Design is imperfect.*




ERASE



CONTÉ

fine point, linewidth, stipple, conté and erase
shown in fine point



gesso 13111



parchment 13170




gouche 13761




slate 13585




bistre 13750



sanguine 13880



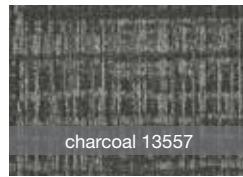
graphite 13510




stencil 13325




landscape 13322



charcoal 13557



ink 13496



carbon 13505

product specifications

	Tile	Broadloom
Face weight:	fine point: 20 oz linewidth: 20 oz stipple: 20 oz	erase: 20 oz conté: 20 oz
Fiber:	EcoSolution Q®	EcoSolution Q®
Backing:	EcoWorx®	Ultraloc®



For more information on **Hand Drawn** contact your local Shaw Contract Group representative, visit us at shawcontractgroup.com or call 877-502-SHAW.

shaw contract group

© 2015 Shaw, a Berkshire Hathaway Company