



broadloom



tile

# RENEWAL

DESIGN IS TEXTURED

**shaw** contract group





align tile



sculpt tile




trace tile



layer



dimension




# take on **TENTATIVE**

Simple lines, rugged shapes. REWOVEN is topographic to the touch. Trace, Align and Sculpt in EcoWorx® tile. Layer and Dimension in Ultraloc Pattern® broadloom. All Cradle to Cradle Silver Certified and engineered for the unpredictable.

shown in layer



bisque 83111



cork 83170




suede 83755




swept 83322




nuance 83314




night 83496




brazen 83803




canyon 83750




clay 83761



zinc 83515



carbon 83585



underground 83505

## product specifications

	Broadloom	Tile
<b>Face weight:</b>	layer: 22 oz dimension: 22 oz	align: 20 oz sculpt: 20 oz trace: 20 oz
<b>Fiber:</b>	Eco Solution Q®	Eco Solution Q®
<b>Backing:</b>	Ultraloc® Pattern	EcoWorx®



For more information on **REWOVEN** contact your local Shaw Contract Group representative, visit us at [www.shawcontractgroup.com](http://www.shawcontractgroup.com) or call 877-502-SHAW.

**shaw contract group**