

DESIGN IS LIBERATED  
ACTIVATE THE EDGE



ON THE  
**EDGE**  
18X36




**shaw** contract group®





ABSTRACT EDGE




HORIZONTAL EDGE



MINIMAL




MERGE




VERTICAL EDGE + COLOUR PLANK

COLOUR PLANK is the perfect partner. All On The Edge base and accent colors are available in Colour Plank. To see all 21 colors, visit [www.shawcontractgroup.com](http://www.shawcontractgroup.com).


MINIMAL




boundary 64752



seam 64761




margin 64155




limit 64515



verge 64555




fringe 64585




brink 64505


MERGE • ABSTRACT EDGE • HORIZONTAL EDGE • VERTICAL EDGE\*




mineralite boundary 67752



sterling seam 67761




oatmeal margin 67155




pewter limit 67515



gunmetal verge 67555




shimmer fringe 67585

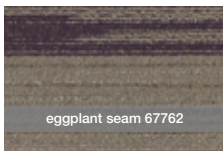


dolphin brink 67505

MERGE • ABSTRACT EDGE • HORIZONTAL EDGE • VERTICAL EDGE\*




sundried boundary 67753



eggplant seam 67762




paprika margin 67156




blue limit 67516



ochre verge 67556



brite green fringe 67586



navy brink 67506

\*shown in vertical edge

**ACTIVATE THE EDGE.** Align the edges of the carpet to create endless patterns and add a whole new dimension to your design. Add scale, create movement and point the way. For traditional installation methods, follow the arrows. To activate the edge, follow your instinct. Design is liberated.



product specifications

**Face weight:** abstract edge: 22 oz  
horizontal edge: 22 oz  
merge: 18 oz  
minimal: 18 oz  
colour plank: 30 oz  
vertical edge: 22 oz

**Fiber:** Eco Solution Q®

**Backing:** EcoWorx® Tile



For more information on **On The Edge** contact your local Shaw Contract Group representative, visit us at [www.shawcontractgroup.com](http://www.shawcontractgroup.com) or call 877-502-SHAW.